

THE SD VIDYA SCHOOL
NOIDA

HOLIDAY HOMEWORK



Class- UKG

Session-2024-2025

Name: _____

Dear Parent,

We wish you and your child a very happy summer holidays. It's time to enjoy and create a bond with family, friends and relatives. To utilize this time in the most constructive way we have prepared Holiday Homework for the students on the principle of 'learning by doing' for his /her holistic development.

Kindly ensure that the holiday home work is completed by the students under the guidance of the parents. So here we start.....



Morning Blessings

Help your child inculcate good habits like doing "Surya Namaskar" and encourage him/her to wish all elders in the morning. If possible, visit a temple or any other religious place of your choice.



Physical Development

- Take the child with you for morning/evening walk.
- Play different games like hide and seek, football, ludo, chess, snakes and ladders, carrom board etc. with your child. This will encourage them to express freely and will make them more responsible.



Language Development

- Encourage your child to converse in English.
- Choose any 1 object from your surroundings every day. Let the child speak few lines on it. For example: This is an apple. It is red in colour. It is sweet and juicy. An apple a day keeps the doctor away.

Let us answer a few basic questions and try to use simple words, phrases, and sentences:

- What is your name?
- How old are you?
- In which class do you read?
- What is the name of your school?
- What is the name of your father and mother?
- May I come in ma'am?
- May I drink water?
- May I go to the toilet?
- I am feeling hungry.
- Please give me a glass of water.
- Please trim my nails.
- I am feeling sleepy.

Social and Emotional Development

- Tell the child about your childhood, share incidents from the past and show him/her old family albums. This will strengthen the bond between you and your child.
- Cook dinner together, show your child how to measure 1 cup, 1/2 cup, 1 teaspoon etc. Start naming the food groups when you serve them.
- Let your child help in household chores like cleaning windows, filling waterbottles, laying table, arranging toys, watering the plants etc.



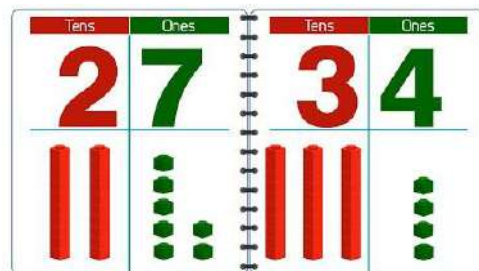
Health and Hygiene

"Healthy mind resides in a healthy body." So start your day early and set a routine even during vacations. In addition you and your little one can spend some quality time playing, cycling, swimming to keep yourself fit and healthy. Encourage your child to take care of personal hygiene by inculcating the habits like washing hands, practicing yoga, eating healthy food etc.



The only way to learn Mathematics is to do Mathematics

Simple tasks could be assigned such as Tens and Ones Cards makes use of images of building blocks to represent groups of tens from 10 - 100, and groups of ones from 1- 10. By having a visual representation of how ones are grouped together to create tens, children develop an understanding of larger numbers. This will speed up their counting and contribute to the development of their maths skills.



LET'S GO GREEN

Paper Bag

Help your child to make an attractive handmade bag with an old newspaper, colourful paper or magazine. Decorate it and write the name, class of your child. Keep all the holiday homework in it and submit the same on 8th July, 2024.

Click the link given below and follow the steps to make a paper bag .

<https://youtu.be/aest2gsxFOW>

PLANTATION

As we grow, so does a seed,

Come, let us sow one, and make our Earth green!!!

Pre-Activity Conversation:

- Parents can talk about how plants are living things.
- Like us they need water, air and sunlight to live and grow.
- We need to take care of them, for them to grow big and strong.

For the Activity:

- Provide the child with a clay pot.
- Ask them to paint it with their favourite colour.
- Ask him/her what is needed to sow a seed?



During the Activity:

- Allow the child to independently put soil in the pot. (Assist wherever needed) Give them a chance to get their hands dirty. Wash up timeshall follow.
- Facilitate them on how to sow the seed.
- CLICK pictures while doing the Activity and take out the printouts of the pictures and paste it on colour A4 Size Pastel Sheet.
- The sapling has to be brought to school on 8 th July,2024 labelled with the student's name on the pot.

After the activity:

- Remind the child to water his/her seed to see the amazing results.

Learning Outcome:

- Gardening enhances gross motor skills
- Nurturing the seed over the weeks develops a sense of ownership and responsibility.

Fine Motor Development

Writing Time

To improve the writing skills of the children and to make them practice every day, we have planned some written assignments of every subject for them.

Worksheets:

Wishing you all happy times together!!

NOTE: KINDLY TAKE A PRINTOUT OF GIVEN WORKSHEETS OF ENGLISH, HINDI AND MATHS.

A a



apple



axe



astronaut

THE S D VIDYA SCHOOL
CLASS-UKG
SUBJECT: ENGLISH

NAME:

DATE:

A a

B b

Balloon



Book



Bear

C c

D d



cake

© 2017 www.dreamtore.com



coat



duck

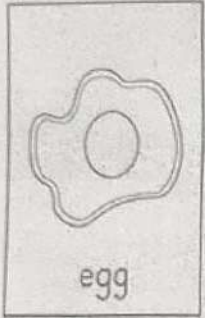


dolphin

THE S D VIDYA SCHOOL
CLASS-UKG
SUBJECT: ENGLISH


NAME:

DATE:




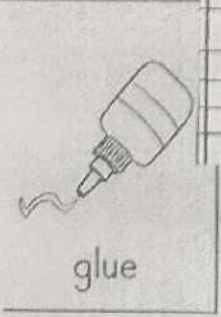


e e

E E



ly g

H h



THE S D VIDYA SCHOOL
CLASS-UKG
SUBJECT: ENGLISH

NAME:

DATE:



invitation

I i

J j



ink

K k

L l



Kite



leg



Kiwi



lamp



THE S D VIDYA SCHOOL

CLASS-UKG

SUBJECT: ENGLISH

NAME:

DATE:



mountain

m m

N n



nap



map



nuts

O o

P p



Onion



pig



Orange



Ostrich



parrot

THE S D VIDYA SCHOOL
CLASS-UKG
SUBJECT: ENGLISH

NAME:

DATE:




quiet

Q. q

R. r



rope



question



rabbit



radio

S. s

T. t



sun



tree



socks



toy



umbrella



under

THE S D VIDYA SCHOOL
CLASS-UKG
SUBJECT: ENGLISH

NAME:

DATE:

U u

V v



Vacuum



Van




Vest

W w

X x



watermelon



window



box



wax

THE S D VIDYA SCHOOL
CLASS-UKG
SUBJECT: ENGLISH

NAME:

DATE:



yacht

y y

y y



yo-yo



zebra



zipper

क ख ग

THE S D VIDYA SCHOOL, NOIDA
CLASS-UKG
SUBJECT: HINDI



कमल



खरगोश



गमला

NAME: -

DATE:

क

ख

ग

THE S D VIDYA SCHOOL

CLASS-UKG

SUBJECT: HINDI

NAME:

DATE:

घ

श

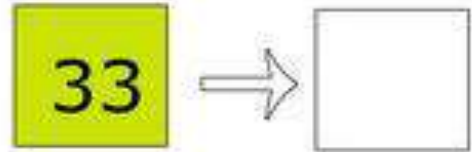

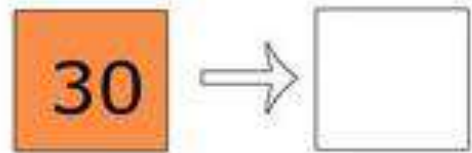
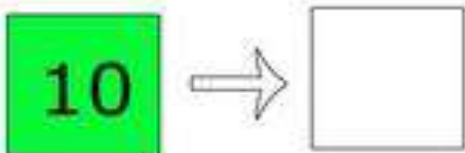
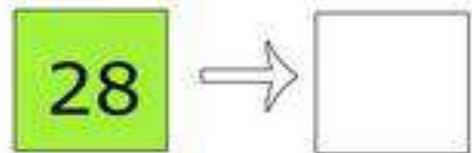
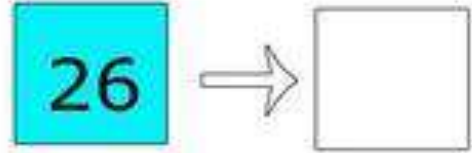
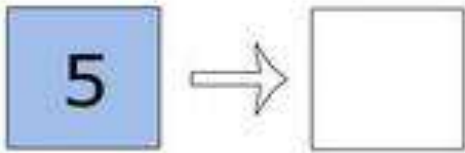
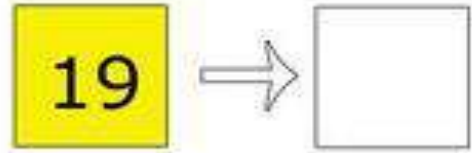

I	2	3	4	5	6	7	8	9	10
11	12	13	14	15	16	17	18	19	20
21	22	23	24	25	26	27	28	29	30

THE S D VIDYA SCHOOL, NOIDA
CLASS: UKG
SUBJECT: MATHS

NAME:

DATE:

WHAT COMES AFTER (1-30)



1	2	3	4	5	6	7	8	9	10
11	12	13	14	15	16	17	18	19	20
21	22	23	24	25	26	27	28	29	30

THE S D VIDYA SCHOOL, NOIDA

CLASS: UKG

SUBJECT: MATHS

NAME:

DATE:

WHAT COMES AFTER & BEFORE

	22	
--	----	--

	11	
--	----	--

	15	
--	----	--

	19	
--	----	--

	20	
--	----	--

	27	
--	----	--

	17	
--	----	--

	21	
--	----	--

	23	
--	----	--

	16	
--	----	--

	18	
--	----	--

	25	
--	----	--

	12	
--	----	--

	29	
--	----	--

1	2	3	4	5	6	7	8	9	10
11	12	13	14	15	16	17	18	19	20
21	22	23	24	25	26	27	28	29	30

THE S D VIDYA SCHOOL, NOIDA

CLASS: UKG

SUBJECT: MATHS

NAME:

DATE:

Comparing Numbers

Fill in each Write $<$, $>$, or $=$ to compare the numbers.



8 ○ 10

7 ○ 3

9 ○ 8

4 ○ 7

2 ○ 2



15 ○ 16

16 ○ 14

11 ○ 11

19 ○ 17

12 ○ 13

