

THE SD VIDYA SCHOOL  
NOIDA

HOLIDAY HOMEWORK



Class- Nursery

Session-2024-2025

Name: \_\_\_\_\_

**Dear Parent,**

We wish you and your child a very happy summer holidays. It's time to enjoy and create a bond with family, friends and relatives. To utilize this time in the most constructive way we have prepared Holiday Homework for the students on the principle of 'learning by doing' for his /her holistic development.

Kindly ensure that the holiday home work is completed by the students under the guidance of the parents. So here we start.....



**Morning Blessings**

Help your child inculcate good habits like doing "Surya Namaskar" and encourage him/her to wish all elders in the morning. If possible, visit a temple or any other religious place of your choice.



**Physical Development**

- Take the child with you for morning/evening walk.
- Play different games like hide and seek, football, ludo, chess, snakes and ladders, carrom board etc. with your child. This will encourage them to express freely and will make them more responsible.



**Language Development**

- Encourage your child to converse in English.
- Choose any 1 object from your surroundings every day. Let the child speak few lines on it. For example: This is an apple. It is red in colour. It is sweet and juicy. An apple a day keeps the doctor away.

## Social and Emotional Development

- Tell the child about your childhood, share incidents from the past and show him/her old family albums. This will strengthen the bond between you and your child.
- Cook dinner together, show your child how to measure 1 cup, 1/2 cup, 1 teaspoon etc. Start naming the food groups when you serve them.
- Let your child help in household chores like cleaning windows, filling water bottles, laying table, arranging toys, watering the plants etc.




## Health and Hygiene

"Healthy mind resides in a healthy body." So start your day early and set a routine even during vacations. In addition you and your little one can spend some quality time playing, cycling, swimming to keep yourself fit and healthy. Encourage your child to take care of personal hygiene by inculcating the habits like washing hands, practicing yoga, eating healthy food etc.



## The only way to learn Mathematics is to do Mathematics

Simple tasks could be assigned such as counting and getting objects from the refrigerator or the dining table, counting the trees and collecting the leaves while morning and evening walk.



## LET'S GO GREEN

### Paper Bag

Help your child to make an attractive handmade bag with an old newspaper, colourful paper or magazine. Decorate it and write the name, class of your child. Keep all the holiday homework in it and submit the same on 8<sup>th</sup> July, 2024.

Click the link given below and follow the steps to make a paper bag .

<https://youtu.be/aest2gsxFOW>



## PLANTATION

As we grow, so does a seed,

Come, let us sow one, and make our Earth green!!!

### **Pre Activity Conversation:**

- Parents can talk about how plants are living things.
- Like us they need water, air and sunlight to live and grow.
- We need to take care of them, for them to grow big and strong.

### **For the Activity:**

- Provide the child with a clay pot.
- Ask them to paint it with their favourite colour.
- Ask him/her what is needed to sow a seed?

### **During the Activity:**

- Allow the child to independently put soil in the pot. (Assist wherever needed)



- Give them a chance to get their hands dirty. Wash up time shall follow.
- Facilitate them on how to sow the seed.
- CLICK pictures while doing the Activity and take out the printouts of the pictures and paste it on colour A4 Size Pastel Sheet.
- Bring your plant to School on 8<sup>th</sup> July 2024 i.e Monday.

### **After the activity:**

- Remind the child to water his/her seed to see the amazing results.

### **Learning Outcome:**

- Gardening enhances gross motor skills
- Nurturing the seed over the weeks develops a sense of ownership and responsibility

## Fine Motor Development

### **Writing Time**

To improve the writing skills of the children and to make them practice every day, we have planned some written assignments of every subject for them.

### **Worksheets:**

Wishing you all happy times together!!

**NOTE: KINDLY TAKE A PRINTOUT OF GIVEN WORKSHEETS OF ENGLISH, HINDI AND MATHS.**


Bring all your Holiday Homework on 8<sup>th</sup> July 2024 i.e Monday.

The SD Vidya School, Noida  
Class – Nursery  
Subject – English

Name :

Date :

Color the picture



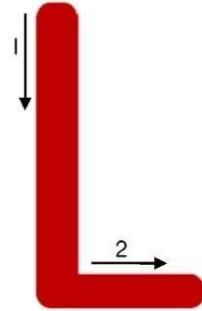
Lion












Lamp



Leaf



Trace the letter

The SD Vidya School, Noida  
Class – Nursery  
Subject – English

Name :

Date :

Color the picture



Tree



Tiger



Tortoise



Trace the letter

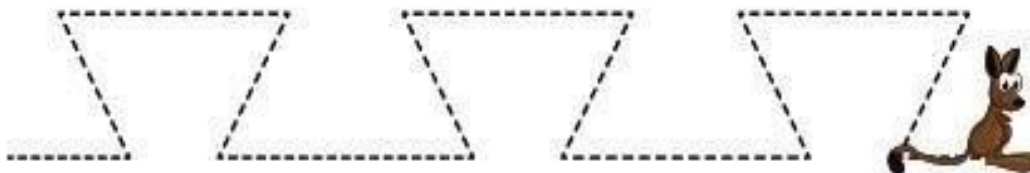

The SD Vidya School, Noida  
Class – Nursery  
Subject – English

Date :

Name: \_\_\_\_\_

### Trace the Pattern

Trace the line in each pattern.






The SD Vidya School, Noida  
Class – Nursery  
Subject – English

Name :

Date :

Color the picture




Igloo



Insects



Ink



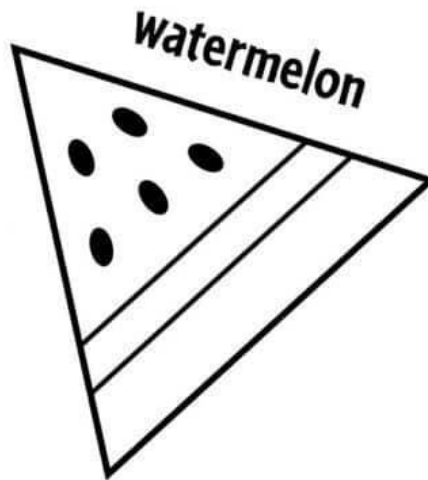


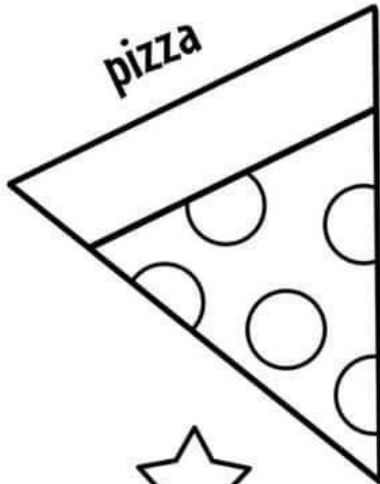
Trace the letter


The SD Vidya School, Noida  
Class – Nursery  
Subject – Maths

Name :

Date :

# Color the TRIANGLES



The SD Vidya School, Noida

Class – Nursery


Subject – Maths

Name :

Date :

Trace the Number 7 and colour the flowers

7



Seven

7	7	7	7	7	7
7	7	7	7	7	7
7	7	7	7	7	7
7	7	7	7	7	7
7	7	7	7	7	7

The SD Vidya School, Noida  
Class – Nursery  
Subject – Maths


Name :

Date :

Trace the Number 4 and colour the Ice Creams

4

Four



4	4	4	4	4	4
4	4	4	4	4	4
4	4	4	4	4	4
4	4	4	4	4	4
4	4	4	4	4	4

The SD Vidya School, Noida

Class – Nursery

Subject – Maths


Name :

Date :

Trace the Number 1 and colour the Sun

1

One



1	1	1	1	1	1
1	1	1	1	1	1
1	1	1	1	1	1
1	1	1	1	1	1
1	1	1	1	1	1

The SD Vidya School, Noida

Class – Nursery

Subject – Maths

Name :

Date :

**Circle Shape**

Trace the circles.  
Color them in.

Circle the objects that are circles.

The SD Vidya School, Noida

Class – Nursery


Subject – Art & Craft

Name :

Date :

### Cut and Paste Activity

Paste the red paper cut-outs on the apple outline.



A is for Apple